






# CEWELD AA 410

TYPE	AA 410 is a stainless flux cored wire for Hardfacing.												
ANWENDUNGEN	Overlay of carbon and low-alloy steels for resistance to corrosion, erosion, or abrasion.												
EIGENSCHAFTEN	AA 410 has higher hardness and is used in valve seats to obtain better galling resistance. Normally to obtain adequate ductility, preheat and post-weld heat-treatment are required . AA 410 is a martensitic stainless steel that is heat-treatable. It has a nominal weld metal composition of 12% Chromium. These weld deposits are air-hardenable that can normally be heat-treated after welding												
KLASSIFIKATION	<table border="0"> <tr> <td>AWS</td> <td>A 5.22: E410T0-4</td> </tr> <tr> <td>EN ISO</td> <td>14700: T Fe7</td> </tr> <tr> <td>W.Nr.</td> <td>1.4009</td> </tr> </table>	AWS	A 5.22: E410T0-4	EN ISO	14700: T Fe7	W.Nr.	1.4009						
AWS	A 5.22: E410T0-4												
EN ISO	14700: T Fe7												
W.Nr.	1.4009												
GEEIGNET FÜR	<p><b>Ferritic 13 % Chrome steel,</b>            1.4000, 1.4001, 1.4002, 1.4003, 1.4006, 1.4008, 1.4021, 1.4024,            X6Cr13, X6CrAl13, X10Cr13, X15Cr13, X20Cr13, G-X10Cr13            AISI 410, 420</p>												
ZULASSUNGEN													
SCHWEISSPOSITIONEN	<div style="display: flex; justify-content: space-around; align-items: center;">    </div>												
TYPICAL CHEMICAL ANALYSIS OF WELD METAL (%)	<table border="1" style="width: 100%; border-collapse: collapse; text-align: center;"> <thead> <tr> <th style="width: 16.6%;">C</th> <th style="width: 16.6%;">Si</th> <th style="width: 16.6%;">Mn</th> <th style="width: 16.6%;">P</th> <th style="width: 16.6%;">Cr</th> <th style="width: 16.6%;">Mo</th> </tr> </thead> <tbody> <tr> <td>0.12</td> <td>0.8</td> <td>1.2</td> <td>0.015</td> <td>13.5</td> <td>0.5</td> </tr> </tbody> </table>	C	Si	Mn	P	Cr	Mo	0.12	0.8	1.2	0.015	13.5	0.5
C	Si	Mn	P	Cr	Mo								
0.12	0.8	1.2	0.015	13.5	0.5								
MECHANISCHE GÜTEWERTE	<table border="1" style="width: 100%; border-collapse: collapse; text-align: center;"> <thead> <tr> <th style="width: 33%;">Heat Treatment</th> <th style="width: 16.5%;">R<sub>p0,2</sub> (MPa)</th> <th style="width: 16.5%;">R<sub>m</sub> (MPa)</th> <th style="width: 16.5%;">A<sub>5</sub> (%)</th> <th style="width: 16.5%;">Hardness</th> </tr> </thead> <tbody> <tr> <td>As Welded</td> <td></td> <td></td> <td></td> <td>330 HB</td> </tr> </tbody> </table>	Heat Treatment	R <sub>p0,2</sub> (MPa)	R <sub>m</sub> (MPa)	A <sub>5</sub> (%)	Hardness	As Welded				330 HB		
Heat Treatment	R <sub>p0,2</sub> (MPa)	R <sub>m</sub> (MPa)	A <sub>5</sub> (%)	Hardness									
As Welded				330 HB									
RÜCKTROCKNUNG	Not required												
GAS ACC. EN ISO 14175	M21												



# CEWELD AA 410

AA 410 1,2MM

Packaging	KG/unit	EanCode
BS-300	15	8720663413826